

November 6, 2020 *Community Newsletter - Edition XXXIII*

# ***'The ROAR'***

***Every Monarch, Every Day***



## **Poolville Elementary School**

16025 FM 920, Poolville, TX


<http://poolville.net/elementary/>

T: 817-599-3308



## **Events - Save The Date**

- November 6th: AR Reading Rewards Activity (2nd Six Weeks)
- November 6th: 3rd-Grade Placed American Flags At The Local Cemetery
- November 10th: Marines Corps Birthday
- November 11th: Thriving Teacher Academy (Session XVI)
- November 11th: College Colors Day
- November 11th: Veterans Day
- November 11th: PLC Day
- November 13th: School Spirit Day
- November 18th: Thriving Teacher Academy (Session XVII)
- November 18th: College Colors Day
- November 18th: PLC Day
- November 19th: Campus Fire Drill
- November 20th: Early Release Day
- November 23rd - 27th: No School (Thanksgiving Holidays)



## **A Letter From The Editor: *The Power of a Great Book***

**Dear Monarch Friends and Families:**

Are you familiar with The Brothers Grimm?

The Brothers Grimm collected and published some of the most popular stories in literary history. Generations of children have been charmed and terrified by the adventurous tales. There are over 200 Brothers Grimm stories, some better known than others.

These fairy tales have stood the test of time. The stories continue to spark the imaginations of anyone who reads them -- children, parents, actors and writers. There is a Grimm's tale for everyone. They will no doubt continue to entertain millions for years to come.

I would like to share one in particular that stresses the importance of two things we prioritize here at Poolville Elementary School...hard work and service to others.


The tale is titled, *The Elves (The Elves and the Shoemaker)*.

This story shows that good things happen when people work hard. A poor, hard-working shoemaker who is down to his last bit of leather to make one more pair of shoes, awakens to find the shoes already made. He receives enough money for the shoes to make two more pairs, which are also mysteriously created while he sleeps. In no time, the shoemaker becomes a wealthy man but still does not understand who makes the shoes. One night, close to Christmas, the shoemaker and his wife stay awake to see who is making the shoes. Two, unclothed elves arrive and make the shoes. The shoemaker's wife stitches clothes for them. Thrilled with their new clothes, the elves put them on and never return.

If this tale speaks to you, I have taken the liberty of summarizing a few others housed in this impressive collection. Enjoy!

### *Cinderella*

The Cinderella story children know and love, that includes a fairy godmother and a glass slipper differs somewhat from the original Brothers Grimm version, but both teach that through kindness and perseverance, dreams come true. In the Brothers Grimm story, Cinderella lives with her wicked stepmother and step-sisters and wants to attend a three-day, royal festival. Cinderella's bird friends provide her with a dress to wear and she makes her way to the festival. She meets a prince, who is enchanted by Cinderella, but on each of the three festival nights, Cinderella escapes his grasp. On the third night, she leaves behind her shoe and the prince sets out to find the woman whose foot fits the shoe. One of Cinderella's step-sisters cuts off her toe and the other her heel to fit the shoe but their bloody feet make it obvious to the prince that they are not who he is searching for. Finally, Cinderella tries on the shoe, which fits, and she marries the prince.





### Little Snow White

This story tells of an evil queen jealous of her step-daughter's (Snow White) beauty. To remain the most beautiful woman in the kingdom, the queen banishes Snow White to the woods and instructs a huntsman to kill her. However, the huntsman takes pity on Snow White and spares her life. Left alone in the woods, Snow White discovers a cottage where seven dwarfs live. They strike a bargain that Snow White can live with the dwarfs as long as she takes care of them.

The dwarfs and Snow White live in peace until the evil queen learns Snow White is still alive. She disguises herself as a peddler and offers Snow White laces made of poison. Snow White wears the laces and the poison takes effect. However, Snow White regains consciousness, so the queen tries again, this time with a poison comb. Snow White collapses, but regains consciousness again. The furious queen tries one more time with a poison apple. Snow White eats the apple and dies. A prince arrives and is so enamored by Snow White's beauty in death that he convinces the dwarfs to let him have her coffin. When they stumble over a tree stump, the piece of poison apple is dislodged from Snow White's throat and she comes back to life. She and the prince are married, and the enraged queen dies after putting on red-hot, iron shoes. The story teaches that inner beauty always triumphs over outward beauty.

### Little Red-Cap (Little Red Riding Hood)

Little Red-Cap teaches that evil often takes the form of goodness and to be careful who you trust. When Little Red-Cap takes a trip through the woods to visit her sick grandmother, she encounters a wolf. Upon learning of her destination, the wolf runs ahead and eats Little Red-Cap's grandmother. Disguised as Little Red-Cap's grandmother, the wolf waits for Little Red-Cap's arrival. When she arrives, she notices her grandmother looks different -- her ears, eyes, hands and teeth are bigger. The wolf agrees and gobbles Little Red-Cap up. Shortly after, a huntsman hears loud snoring coming from Little Red Riding Hood's grandmother's house. He discovers the wolf and cuts open his stomach to free Little Red-Cap and her grandmother.


At Poolville Elementary School, we value literacy, service, hard work and your continued partnership as we prepare every child for any and every day that may come their way. We value your child. We are here to listen. We are all here to grow! We are all **"Mighty Monarchs"**! **We are all.....one herd....one pride.....one group.....one TEAM....and one FAMILY!**

**Together we can change the WORLD and the FUTURE for our CHILDREN.**

**Together we know that "Parts are not parts!"**


Enthusiastically,

**Jason Cheslock**



*Here are a few cool educational experiences our Monarchs enjoyed this week.*

***We Cooperatively Planned and Prepared in PLCs...***



I had a coach once tell me, "Jason....don't reinvent the wheel, just realign it!"

I offer this because realigning best instructional practices is the very core of our PLCs!

This week's PLCs dove deep into the world of instructional excellence. Here are several highlights from our collective learnings!

**- 3rd-grade:**

- **Growing Key Academic Vocabulary**

- Utilizing word games is an effective strategy for increasing vocabulary. Since games are engaging and fun, children will usually devote more time studying vocabulary when it involves a game. Word games are effective for helping anyone build their vocabulary, but can be especially effective with children who get with reading and other vocabulary building exercises.
- One of the best ways to increase vocabulary is through repetition. Throughout the day, repeat a word you're trying to learn to embed it within your memory. You can also write down a word multiple times on a piece of paper to improve your memory. Writing a word down provides the added benefit of seeing the word again and again.
- Another repetition strategy frequently used to improve vocabulary is to create a sentence using a word you're trying to learn and then repeating the entire sentence several times. Repetition of a word, within a context that communicates its meaning, is a powerful strategy for enhancing vocabulary.

- **Growing Prerequisite Skills For Dictionary Usage (Alphabetizing)**

- That year I did some research and discovered that yes, it is important that students learn and practice how to alphabetize. And not just for the sake of putting words in ABC order. Is it the most important thing you're going to teach? Probably not. But, it definitely has its purpose.



PARKER COUNTY  
**COVID-19**  
DRIVE-THROUGH TESTING  
\*Must meet eligibility guidelines

**WEDNESDAY,  
NOV. 4<sup>TH</sup>**  
**8 AM – 3 PM**  
**Heritage Park**  
(First Monday Trade Days Parking Lot)  
**317 Santa Fe Dr. | Weatherford**

**No Appointment Necessary**

**There is no cost for this test.**

**ELIGIBILITY:**

To be eligible, you must have one or more symptoms of COVID-19:

- ☐ Fever and/or Chills
- ☐ Cough (Dry or Productive)
- ☐ Fatigue
- ☐ Body aches/Muscle or Joint Pain
- ☐ Shortness of Breath
- ☐ Sore Throat
- ☐ Headaches
- ☐ Nausea/Vomiting/Diarrhea
- ☐ Nasal Congestion
- ☐ Loss of Taste and/or Smell





- So how does ABC order help students?
  - It's a life-long skill
  - It uses phonetic principles
  - It improves word study / manipulation
  - It improves spelling skills
- Here are a few strategies for teaching alphabetizing.
  - Teach students how to alphabetize words using only the first letter of the word.
  - Students will learn to alphabetize words using the second and third letters. Fourth graders and up will benefit from alphabetizing words from the fourth letter and beyond.
  - Alphabetize proper nouns.
- Ideas for words that students can put in ABC order:
  - Spelling words
  - Vocabulary words for any subject
  - Sight words
  - Word family words
  - High frequency words
  - After students are proficient with putting words in ABC order by the first letter, move on to practicing with words that have the same first two or three letters. Example: replay and restock. This is also a good opportunity to discuss and practice prefixes, suffixes, and root words.

#### - 4th-grade:

- ***Creative Ways To Administer Spelling Tests***

##### \*Hangman

Most of us have played Hangman at some point in our lives. The teacher will usually start with a blank board, and draw out “gaps” for where the letters of a specific word go. Get one of the students to stand at the top of the class and ask them to think of a word. The students will then ask the student what letters are in the word. If it is correct, then the letter will be put in one of the gaps. If not, then the man slowly gets “hanged”, first with the drawing of the noose, the head and all the limbs. This can be incredibly effective for students to see how a certain word is spelled out as it is slowly revealed to them!

##### \*Personal Dictionaries

Whether you have a class of children or adults, a good idea is to use a personal dictionary. Have them divide it into different sections for each letter at the beginning of the course. Any word the students are unfamiliar with or have difficulty spelling can be put into this dictionary. It is a great way of building up a quick reference, especially for words that constantly crop up.

##### \*Using Scrabble Squares



This isn't so much Scrabble - it is using the scrabble squares. A variety of different games can be made from this. An idea would be to get an article and jot down the unfamiliar vocabulary. As an activity for afterwards, play a game involving these. Get the students to spell out a word with their cubes and go around and check them. Write up the words as they originally appear on the board, and with those that are spelled incorrectly, ask the students what is wrong with them and why they are incorrect. This will allow the student to correct their own mistakes, which can help them to be more cautious in the future.

### \*Spelling Rules

English is notoriously difficult when it comes to spelling. Therefore, there are a variety of different rules which are associated with it. Here in an example:

"l" before "e" except after "c".

An example can be seen in the words "receive" and "conceive".

However, due to the nature of English, there are exceptions, such as in "science".

To help students get their heads around this, write down all the rules and get them to write it down in their personal dictionaries.

### \*Focus on Exceptions

This ties in with the last point. It is a good idea to focus on the exceptions, such as words like "science". Have the students write these down in their dictionaries. As a language learner myself, I found compiling my own list of words I found difficult to be incredibly helpful. Now as a teacher, I find it to be just as useful for students.

### \*Regular Spelling Tests

Most people who attended school in an English speaking country have been subjected to the painful thought of spelling tests. Usually they are held on a certain day of the week. The students are given a list of words to learn for the week, and then tested on them usually at the end of class. Offer rewards for those who get everything right! This will further motivate the students to learn.

### \*Word of the Day

Having a specific word, particularly one that has difficult or unusual spelling, during every class will expose the students to new spelling structures. Not only will this allow for much more familiarity with strange words, but a discussion can be brought up from it. Often it will work as a great filler if you happen to have some time left at the end of class!

### \*"Bowling"



As a quick test of the student's spelling ability, have everyone stand up. Throw various words at random students and see if they are able to spell them. If not, they have to remain standing. Often this will motivate them to learn the words correctly, as nobody wants to be left standing on their own.

#### \*Spelling Bee


In certain countries, Spelling Bees are quite popular with younger people. Often they can be a great incentive for people to learn. Hosting a mini spelling bee in the class is often a great way of motivating young learners, especially if there is a reward involved. It can be a lot of fun. Get your students to try and organize the competition themselves, organizing who will be the judges, the participants etc.

All of these methods come with the purpose of helping students to become familiar with new words.

#### - 5th-grade:

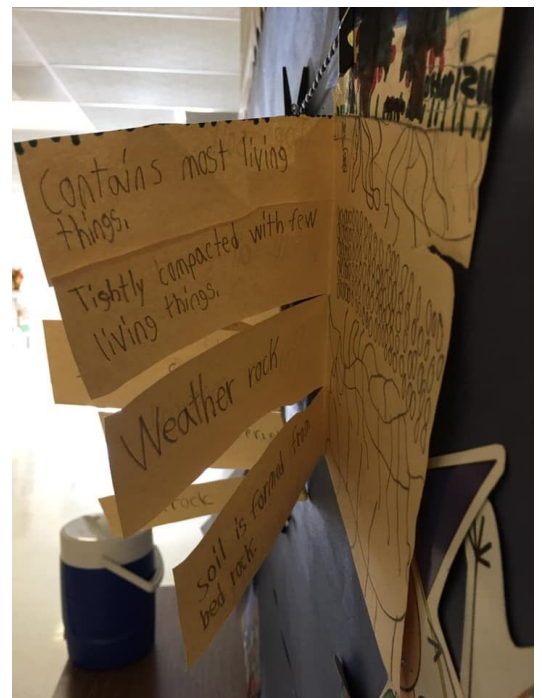
- Text Annotation Skills
  - S.A.T.T.T.
    - Setting: when and where is the event occurring? Could there be any symbolic significance to the author's choice of setting?
    - Action: What is occurring in the passage? Why did the author choose those particular actions?
    - Time: How much time elapses? How is the passage of time (if any) depicted? How is it significant to the text?
    - Tone: What is the author's attitude toward the subject? What does that suggest about the author? the topic?
    - Theme: What message is the author trying to convey? What lesson is being taught?

#### ***We Participated In the Presidential Election...***



Since this is an event that only happens every four years, it is so important to introduce the concept to even the littlest of learners.

A special thanks is required for everyone that participated.





Our mock polls closed at 10:00 AM on Monday, November 2nd. Our results have been detailed below.

31% of our registered voters (total students) showed up to the polls.

Historical voter turnout percentages for presidential elections are.....  
2000 55.3%, 2004 60.7%, 2008 62.2%, and 2012 58.6%.

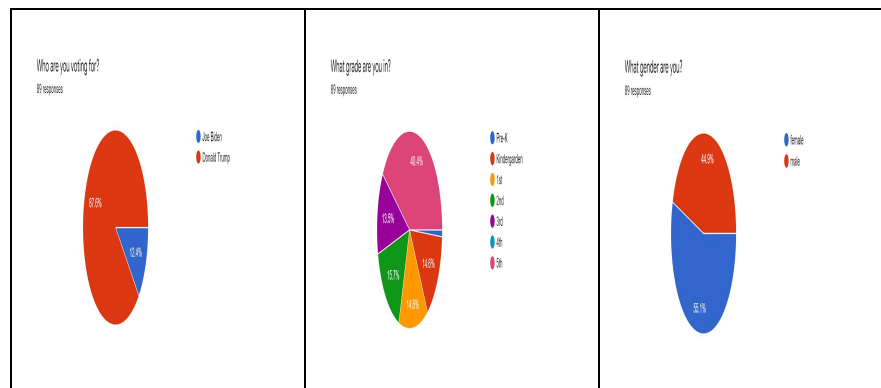
Our most life seasoned voters (5th-graders) represented our largest voting base.

Females exercised their right to vote more frequently than males.

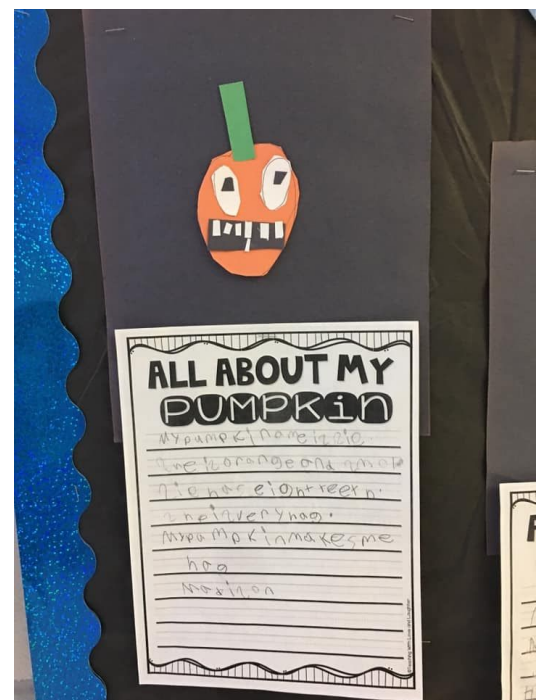
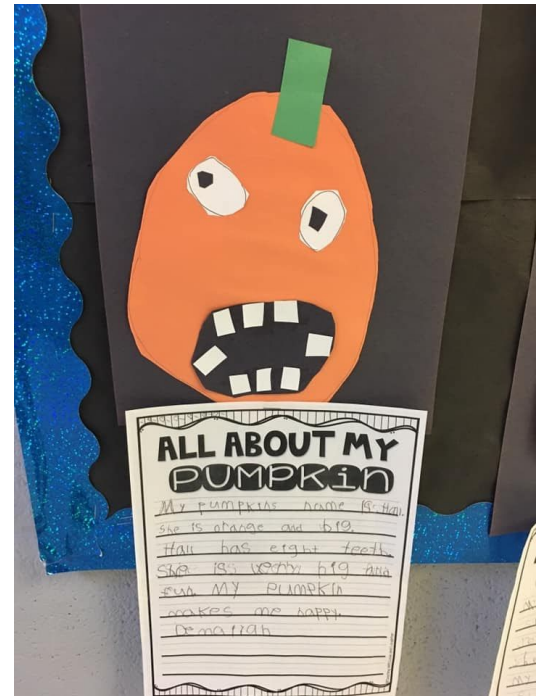
The popular student vote elected Donald Trump with 87.6% of the votes.

In a winner take all electoral college system (Maine and Nebraska are the only two states that do not use this method), each classroom total would have awarded all electoral votes to Donald Trump.

This is a lesson in Democracy. It is not an attempt to show political preferences for one candidate over the other. It's simply a cool and relevant way for our students to learn about their future voting rights and responsibilities.



**We Are Taking Steps To Honor Veterans And This Amazing Nation Virtually...**





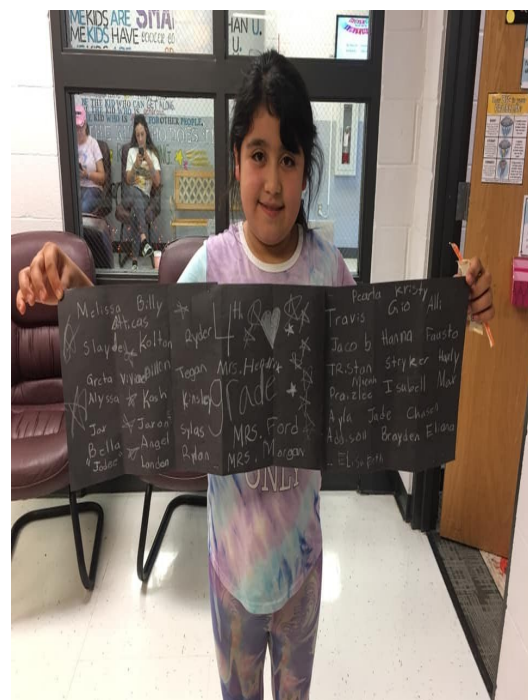
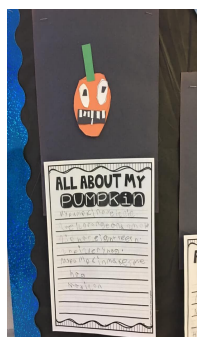

Due to the unfortunate circumstances of our time we are not able to gather for our annual Veteran's Day celebration to honor our local heroes. We would like to create a virtual type of celebration. We realize that this will not take the place of our program and parade that we usually have, but we feel it is more important than ever to emphasize how important each and every Veteran is to our amazing country and community.





We are asking for community members to send pictures of your Veteran to the campus so that we can honor our heroes properly.

Have a happy, healthy and safe Veterans Day Poolville!

God Bless America!!

***We Grew Every Monarch, Every Day...***





***Please check us out on Facebook for even more pictures and details!***